



**SRI GURU HARKRISHAN
MODEL SCHOOL**

SUMMER

Holidays

HOMEWORK

CLASS 5

SESSION 2026 - 27



Explore.
Learn.
Enjoy.
Have Fun!



Dream Big
Work Hard
Stay Positive

SRI GURU HARKRISHAN MODEL SCHOOL
SUMMER HOLIDAYS HOMEWORK

CLASS V

SESSION – 2026-27



Dear children finally the Summer Vacation have begun. Summer vacation is synonymous with fun, frolic, getting up late in the morning, playing for longer hours with friends, going for picnics, exploring new places and watching fun filled shows on television. But dear children, there is a lot more you can do to make your vacation more interesting, meaningful and full of fun. It will prepare you for your future endeavour. These days are precious and invaluable and can be made the most of if used judiciously.

Guidelines for holistic development:

1. Take nature walk.
2. Learning by doing.
3. Practice tying shoe laces and buttoning up your shirt.
4. Keep your room clean and organized.
5. Help your parents with daily chores.
6. Spend time with your family members.
7. Plant a tree and nurture it.

Instructions for the kids:

- Do your homework neatly and on your own.
- Learn and Revise all the work done in the class.
- Make your own time table for summer vacation and get it laminated.
- Before going to bed at night, Plan your tasks for the next day and pen down them in a small diary. You can write at least 2-3 lines that what did you do the whole day and what you will do the next day.
- Prepare a folder, decorate it and bring your all holidays activities in it.

Guidelines for the parents:

- Spend some quality time with your kids. Have at least one time meal with them.
- Play at least one indoor or outdoor game with them. Take them to the park and share your childhood experiences with them.
- Encourage your child to go outdoors rather than sitting in front of electronic gadgets all day.
- Encourage your child to cultivate the reading habit. Get some story books of their choice to read.
- Involve your child in some household chores like laying the table, watering the plants, washing their own plates, cleaning their cupboards etc... such type of activities give them first hand experience to become more confident and responsible.

+ Encourage your child to do their homework on their own but under your guidance.

ENGLISH

General Instructions:

1. All work must be completed in a separate English notebook using a pen.
2. The homework should be neat, creative, and done by the student independently.
3. To be submitted on the first working day after summer vacation.

ASSIGNMENT DETAILS

1. Art Integrated Project

Topic: “My Dream Garden”

Draw and colour your dream garden on an A4 size sheet. Label five things in your drawing. Below the drawing, write about your garden and what you enjoy about it.

2. Creative Writing

Write about any two of the following topics:

- a. A Day Without Television
- b. My Favourite Festival
- c. If I Were a Bird

3. Vocabulary Enrichment

“Word Scrapbook”


Paste pictures of five objects from old newspapers or magazines on an A4 sheet. Under each picture, write its name and use it in a sentence of your own.

4. Speaking Skill Activity

Prepare a short self-introduction in English for class presentation. Include: your name, class, hobby, and favourite subject. Practice speaking it clearly.

Note for Parents/Guardians:

Kindly encourage your ward to complete the homework independently. Supervise the art activities and promote the use of simple English at home through daily conversations or educational programs.

 कक्षा 5 हिंदी ग्रीष्मकालीन अवकाश गृहकार्य

1. लेखन कार्य

आवधिक परीक्षा 1 से सम्बंधित कार्य याद करके लिखने का अभ्यास करें।
गर्मी की छुट्टियाँ कैसे बिताईं – 10 वाक्यों में लिखिए।

2. पठन कार्य

प्रतिदिन 1 पेज हिंदी की कहानी पढ़ें।
पढ़ी गई कहानी का नाम और 5 वाक्यों में सार लिखें।

3. व्याकरण कार्य

नीचे दिए गए वाक्यों में संज्ञा शब्द पहचानिए:

राम स्कूल जाता है।

बगीचे में फूल खिले हैं।

दिल्ली भारत की राजधानी है।

4. रचनात्मक कार्य

पेड़-पौधों का महत्व पर एक सुंदर चित्र बनाइए और 5 वाक्य लिखिए।

5. मौखिक कार्य

रोज़ 5 मिनट हिंदी में कहानी सुनाने का अभ्यास करें

कोई एक कविता याद करें और सुनाएँ।

(दिया गया कार्य एक अलग नोटबुक में करें तथा A 4 शीट का प्रयोग करें।)

6. अच्छी आदतें (Daily Task)

✓ बड़ों का सम्मान करें

✓ रोज़ 1 घंटा पढ़ाई करें

✓ साफ-सफाई का ध्यान रखें

PUNJABI

Note : Do questions 2,3 and 7 in a separate notebook. Complete questions 5 and 6 directly on the printout.

Q1. Learn PT 1 Syllabus.

Q2. ਲਿਖਾਈ ਨੂੰ ਸੁੰਦਰ ਕਰਨ ਲਈ 10 ਪੇਜ ਸੁੰਦਰ ਲਿਖਾਈ ਦੇ ਕਰੋ।

Q3. ਹੇਠ ਲਿਖੇ ਸ਼ਬਦਾਂ ਨੂੰ ਵਾਕਾਂ ਵਿੱਚ ਵਰਤੋ :

ਸੁਕਰਾਨਾ , ਦੇਸਤ , ਪਿਆਸ , ਚਹੇਤਾ , ਸਤਿਕਾਰ , ਪੈਣ , ਕਹਾਣੀ , ਸੰਗਤ , ਪੰਛੀ , ਰੁੱਖ

Q4. ਸ਼ਬਦ ਦੀ ਪਰਿਭਾਸ਼ਾ ਅਤੇ ਉਸਦੀਆਂ ਕਿਸਮਾਂ ਨੂੰ ਦਰਸਾਉਂਦਾ ਹੋਇਆ A4 size sheet 'ਤੇ ਇੱਕ ਰੁੱਖ ਤਿਆਰ ਕਰੋ।

Q5. ਹੇਠਾਂ ਦਿੱਤੇ ਪੈਰ੍ਹੇ ਨੂੰ ਪੜ੍ਹ ਕੇ ਪੁੱਛੇ ਗਏ ਪ੍ਰਸ਼ਨਾਂ ਦੇ ਸਹੀ ਉੱਤਰ ਚੁਣੋ।

ਗੁਰਪ੍ਰੀਤ ਹਰ ਸਵੇਰੇ ਜਲਦੀ ਉੱਠਦਾ ਹੈ। ਉਹ ਆਪਣੇ ਮਾਤਾ-ਪਿਤਾ ਦੀ ਮਦਦ ਕਰਦਾ ਹੈ ਅਤੇ ਫਿਰ ਸਕੂਲ ਜਾਣ ਲਈ ਤਿਆਰ ਹੁੰਦਾ ਹੈ। ਉਸਦਾ ਬੈਗ ਹਮੇਸ਼ਾ ਸਾਫ਼-ਸੁਥਰਾ ਹੁੰਦਾ ਹੈ ਜਿਸ ਵਿੱਚ ਕਿਤਾਬਾਂ, ਕਾਪੀਆਂ, ਪੈਨ ਅਤੇ ਪੈਂਸਿਲ ਹੁੰਦੀ ਹੈ। ਸਕੂਲ ਵਿੱਚ ਉਹ ਅਧਿਆਪਕ ਦੀ ਗੱਲ ਧਿਆਨ ਨਾਲ ਸੁਣਦਾ ਹੈ ਅਤੇ ਸਾਰੇ ਕੰਮ ਸਮੇਂ 'ਤੇ ਕਰਦਾ ਹੈ। ਖੇਡਾਂ ਦੇ ਸਮੇਂ ਉਹ ਆਪਣੇ ਦੋਸਤਾਂ ਨਾਲ ਕ੍ਰਿਕਟ ਖੇਡਦਾ ਹੈ ਅਤੇ ਕਈ ਵਾਰ ਫੁੱਟਬਾਲ ਵੀ ਖੇਡਦਾ ਹੈ। ਗੁਰਪ੍ਰੀਤ ਹਮੇਸ਼ਾ ਸੱਚ ਬੋਲਦਾ ਹੈ, ਕਦੇ ਵੀ ਝੂਠ ਨਹੀਂ ਬੋਲਦਾ। ਉਹ ਆਪਣੇ ਦੋਸਤਾਂ ਦੀ ਮਦਦ ਕਰਦਾ ਹੈ ਅਤੇ ਸਭ ਨਾਲ ਪਿਆਰ ਨਾਲ ਗੱਲ ਕਰਦਾ ਹੈ। ਉਸਦੇ ਅਧਿਆਪਕ ਉਸਦੀ ਇਮਾਨਦਾਰੀ ਅਤੇ ਮਿਹਨਤ ਦੀ ਬਹੁਤ ਪ੍ਰਸ਼ੰਸਾ ਕਰਦੇ ਹਨ। ਗੁਰਪ੍ਰੀਤ ਦਾ ਸੁਪਨਾ ਹੈ ਕਿ ਉਹ ਵੱਡਾ ਹੋ ਕੇ ਅਧਿਆਪਕ ਬਣੇ ਅਤੇ ਬੱਚਿਆਂ ਨੂੰ ਚੰਗੀ ਸਿੱਖਿਆ ਦੇਵੇ।

(i) ਗੁਰਪ੍ਰੀਤ ਹਰ ਸਵੇਰੇ ਕੀ ਕਰਦਾ ਹੈ?

(i) ਦੇਰ ਨਾਲ ਉੱਠਦਾ ਹੈ। ()

(ii) ਜਲਦੀ ਉੱਠਦਾ ਹੈ। ()

(iii) ਖੇਡਦਾ ਹੈ। ()

(iv) ਗਾਣੇ ਗਾਂਦਾ ਹੈ। ()

(II) ਗੁਰਪ੍ਰੀਤ ਆਪਣੇ ਬੈਗ ਵਿੱਚ ਕੀ ਰੱਖਦਾ ਹੈ?

(i) ਖਿਲੋਨੇ ()

(ii) ਕਿਤਾਬਾਂ, ਕਾਪੀਆਂ, ਪੈਨ, ਪੈਂਸਿਲ ()

(iii) ਫਲ ()

(iv) ਕੱਪੜੇ ()

(III) ਖੇਡਾਂ ਦੇ ਸਮੇਂ ਗੁਰਪ੍ਰੀਤ ਕੀ ਖੇਡਦਾ ਹੈ?

(i) ਹਾਕੀ ()

(ii) ਕ੍ਰਿਕਟ ਅਤੇ ਫੁੱਟਬਾਲ ()

(iii) ਬੈਡਮਿੰਟਨ ()

(iv) ਟੈਨਿਸ ()

(IV) ਗੁਰਪ੍ਰੀਤ ਹਮੇਸ਼ਾ ਕੀ ਕਰਦਾ ਹੈ ?

(i) ਝੂਠ ਬੋਲਦਾ ਹੈ। ()

(ii) ਸੱਚ ਬੋਲਦਾ ਹੈ। ()

(iii) ਗਾਣੇ ਗਾਂਦਾ ਹੈ। ()

(iv) ਕਿਤਾਬ ਪੜ੍ਹਦਾ ਹੈ। ()

(V) ਗੁਰਪ੍ਰੀਤ ਦਾ ਸੁਪਨਾ ਕੀ ਹੈ ?

(i) ਡਾਕਟਰ ਬਣਨਾ ()

(ii) ਅਧਿਆਪਕ ਬਣਨਾ ()

(iii) ਖਿਡਾਰੀ ਬਣਨਾ ()

(iv) ਗਾਇਕ ਬਣਨਾ ()

Q6. ਹੇਠਾਂ ਦਿੱਤੇ ਪੈਰ੍ਹੇ ਨੂੰ ਪੜ੍ਹ ਕੇ ਪੁੱਛੇ ਗਏ ਪ੍ਰਸ਼ਨਾਂ ਦੇ ਸਹੀ ਉੱਤਰ ਚੁਣੋ।

ਜੰਗਲ ਵਿੱਚ ਕਈ ਕਿਸਮ ਦੇ ਜਾਨਵਰ ਰਹਿੰਦੇ ਹਨ। ਸ਼ੇਰ ਨੂੰ ਜੰਗਲ ਦਾ ਰਾਜਾ ਕਿਹਾ ਜਾਂਦਾ ਹੈ। ਹਾਥੀ

ਬਹੁਤ ਵੱਡਾ ਅਤੇ ਤਾਕਤਵਰ ਹੁੰਦਾ ਹੈ। ਹਿਰਨ ਤੇਜ਼ ਦੌੜਦਾ ਹੈ ਅਤੇ ਹਮੇਸ਼ਾ ਸਾਵਧਾਨ ਰਹਿੰਦਾ ਹੈ।

ਪੰਛੀ ਦਰੱਖਤਾਂ ' ਤੇ ਘੋਸਲੇ ਬਣਾਉਂਦੇ ਹਨ ਅਤੇ ਮਿੱਠੇ ਗੀਤ ਗਾਂਦੇ ਹਨ। ਜੰਗਲ ਵਿੱਚ ਦਰੱਖਤਾਂ ਤੋਂ ਸਾਨੂੰ

ਹਵਾ ਅਤੇ ਛਾਂ ਮਿਲਦੀ ਹੈ। ਜਾਨਵਰ ਅਤੇ ਪੰਛੀ ਜੰਗਲ ਦੀ ਸੁੰਦਰਤਾ ਵਧਾਉਂਦੇ ਹਨ। ਜੰਗਲ ਦੀ

ਰੱਖਿਆ ਕਰਨਾ ਸਾਡਾ ਫਰਜ਼ ਹੈ ਕਿਉਂਕਿ ਜੰਗਲ ਬਿਨਾਂ ਧਰਤੀ ਸੁੰਨੀ ਹੋ ਜਾਵੇਗੀ।

(I) ਜੰਗਲ ਦਾ ਰਾਜਾ ਕਿਸਨੂੰ ਕਿਹਾ ਜਾਂਦਾ ਹੈ?

(i) ਹਾਥੀ ()

(ii) ਸ਼ੇਰ ()

(iii) ਹਿਰਨ ()

(iv) ਪੰਛੀ ()

(II) ਹਾਥੀ ਕਿਵੇਂ ਹੁੰਦਾ ਹੈ ?

(i) ਛੋਟਾ () (ii) ਤਾਕਤਵਰ ਅਤੇ ਵੱਡਾ (iii) ਤੇਜ਼ () (iv) ਕਮਜ਼ੋਰ ()

(III) ਹਿਰਨ ਦੀ ਖਾਸੀਅਤ ਕੀ ਹੈ?

(i) ਗੀਤ ਗਾਂਦਾ ਹੈ। () (ii) ਤੇਜ਼ ਦੌੜਦਾ ਹੈ। ()

(iii) ਘੋਸਲਾ ਬਣਾਉਂਦਾ ਹੈ। () (iv) ਪਾਣੀ ਪੀਂਦਾ ਹੈ। ()

(IV) ਪੰਛੀ ਕਿੱਥੇ ਘੋਸਲੇ ਬਣਾਉਂਦੇ ਹਨ?


(i) ਜ਼ਮੀਨ ' ਤੇ () (ii) ਦਰੱਖਤਾਂ ' ਤੇ () (iii) ਪਹਾੜਾਂ ' ਤੇ () (iv) ਘਰਾਂ ਵਿੱਚ (.)

(V) ਜੰਗਲ ਦੀ ਰੱਖਿਆ ਕਿਉਂ ਜ਼ਰੂਰੀ ਹੈ ?

(i) ਖੇਡਾਂ ਲਈ () (ii) ਧਰਤੀ ਸੁੰਦਰ ਬਣਾਉਣ ਲਈ ()

(iii) ਧਰਤੀ ਸੁੰਨੀ ਹੋਣ ਤੋਂ ਬਚਾਉਣ ਲਈ () (iv) ਗਾਏ ਗਾਉਣ ਲਈ ()

Q7. ਹੇਠਾਂ ਦਿੱਤੀ ਤਸਵੀਰ ਨੂੰ ਦੇਖ ਕੇ ਤੁਹਾਡੇ ਮਨ ਵਿੱਚ ਜੋ ਵਿਚਾਰ ਆਉਂਦੇ ਹਨ ਉਹਨਾਂ ਨੂੰ 40 ਤੋਂ 50 ਸ਼ਬਦਾਂ ਵਿੱਚ ਲਿਖੋ।



MATHEMATICS

Mathematics Worksheet:1 Large Numbers

Class: 5 | Subject: Mathematics

1. In the Indian place value system, the place value of '0' is always:

- a) 10
- b) 1
- c) 0
- d) The digit itself

2. Face Value: Write the face value of the digit 9 in the number 7,48,89,650.

Answer: _____

3. Successor: What is the successor of the largest 7-digit number?

Answer: _____

4. Match the periods with their respective position from the right:

Column A (Period)

Column B (Position)

(i) Ones Period

(a) Next two digits

(ii) Thousands Period

(b) Remaining digits

(iii) Lakhs Period

(c) First three digits

(iv) Crores Period

(d) Two digits after Thousands

Answer: (i) - __, (ii) - __, (iii) - __, (iv) - __

5. Real-Life: Riya's father bought a house for ₹2,14,35,860. Write this amount in words as it would appear on a bank cheque.

6. Case Study: In the 2019 Lok Sabha election, approximately 61 crore 30 lakh voters cast their votes. Write this number in numerals using commas.

Numerals: _____

7. Ordering: Arrange in Ascending Order: 7,38,469; 58,00,200; 9,38,979;
3,54,08,636

8. Number Formation: Form the greatest 9-digit number using the digits 0, 1, 2, 3, 4, 5, 6, 7, 8 without repetition.

Answer: _____

Mathematics Worksheet 2 Large Numbers

1. How many 6-digit numbers are there in total?

- a) 9,00,000
- b) 8,99,999
- c) 1,00,000
- d) 9,99,999

2. Case Study: The population of a metropolitan city is 18,45,67,230. During a census, it was found that the number was typed incorrectly. The '4' in the Ten-Lakhs place should have been an '8'. What is the difference between the correct population and the incorrect one?

3. A company produces 9,99,99,999 pens. If they produce one more pen, how will you read the total quantity in the Indian Number System?

4. Write the following in standard form:

$$(8 \times 1,00,00,000) + (5 \times 10,000) + (2 \times 100) + (9 \times 1)$$

5. Form the smallest possible 8-digit number using digits 3, 0, 5, 8, 1, 9. You may repeat the smallest non-zero digit as many times as needed.

6. Explain why the Indian system uses commas after the first three digits and then after every two digits, while the International system uses them after every three.

Mathematics Worksheet:3 Operations on Large Numbers

1. Fill in the missing values using the properties of addition and multiplication:

a. $53,897 \times 1 = \underline{\hspace{2cm}}$

b. $2,98,88,802 + 0 = \underline{\hspace{2cm}}$

c. $(950 + 84,300) + 1,350 = 950 + (\underline{\hspace{2cm}} + 1,350)$

2. True or False:

a. When zero is subtracted from a number, the result is zero. (____)

b. The product of any number and zero is always zero. (____)

3. Arrange the following numbers in columns and find the total: 2,63,37,890; 3,43,20,898; and 6,34,02,679.

4. Find the quotient and remainder for $35,670 \div 100$

5. The populations of three neighboring states are 19,96,00,000; 10,38,00,000; and 3,30,00,000. What is their combined population?

6. Mr. Roy bought a new car for 25,46,780. He spent 46,800 on extra accessories and 35,650 on registration. What was the total cost of the car to him?

7. Subtract the sum of the greatest 5-digit number and the greatest 6-digit number from the difference of the greatest 8-digit number and the smallest 7-digit number.

Project work

Draw a top-down map of your dream room on A3 size sheet featuring five luxury items with realistic prices, then calculate the total cost by adding them in columns. Use subtraction to find the “valuation gap” between your most and least expensive items, and list all your work in a simple price table.

Also mention number names of priced furniture according to Indian place value chart.

Note- *Do all worksheet (2&3) work in a separate notebook. Maintain neatness and complete all work properly.*

ENVIRONMENTAL STUDIES

Art Integrated Activity – “Poster Making”

Topic: World Environment Day

Make a colourful poster on an A4 sized sheet on the theme:

“Save Environment, Save Earth”

Use slogans and drawings related to trees, water, cleanliness, and pollution control.

Activity – Organic Farming

- “Grow Your Own Plant”
- Take a small pot/container.
- Fill it with soil and natural manure (compost/cow dung manure).
- Sow seeds of coriander, mustard, or any available plant.
- Water it regularly and observe its growth for 7 days.
- Paste/draw pictures and write 5 lines about your activity.

Chart Work

Topic: Deficiency Diseases and Their Causes

Make a neat and colourful chart on an A4 sized sheet.

- Include:
 - Name of disease
 - Nutrient deficiency
 - Symptoms
 - Food sources to prevent it

WORKSHEET

Q1. Fill in the blanks

- 1.A family with grandparents, parents, uncles, aunts and cousins living together is called a _____ family.
- 2.Moving from one place to another is called _____.
- 3.People are forced to leave their homes due construction of roads, and dams is called _____.
- 4.The _____ is known as the master organ of the body.
- 5.We smell things with our _____.
- 6.A diet that contains all nutrients in the right amount is called a _____ diet.
- 7.Deficiency of iron causes _____.
- 8.Braille script is used by _____ people.

Q2.Tick (✓) the correct option

- 1.Which of these is a value we learn from family?
a) Honesty b) Fighting c) Laziness
- 2.Which sense organ helps us to hear?
a) Eyes b) Ears c) Nose
- 3.Which organ controls all body activities?
a) Heart b) Brain c) Stomach
- 4.Which of these is a deficiency disease?
a) Malaria b) Anaemia c) Cold
- 5.Braille script is made up of:
a) Pictures b) Raised dots c) Numbers

Q3.Match the following

Column A

Joint Family

Nose

Master Organ

Healthy body

Visually impaired people.

Column B

Many family members living together

Balanced Diet

Smell

Braille Script

Brain

Q4.Answer the following questions

1. What is the difference between a nuclear family and a joint family?
2. What values do we learn from our family?
3. Why is the brain called the master organ of the body?
4. What is a balanced diet?
5. Who are differently abled people? How can we help them?
6. What is Braille script?
7. What are the impacts of migration?
8. What are the different types of cooking? Write any three.






Q5.Think and Write

Imagine you had to move to another city.

Write 5–6 lines about:

1. How would you feel?
2. What would you miss the most?
3. How would your family help you?

Important Note

-  Revise all the work done so far.
-  Complete all the incomplete work of the notebook.
-  Do all the holiday homework neatly and as directed.
-  All the worksheet work should be done in a separate small notebook.
-  Maintain neat handwriting and creative presentation.

GENERAL KNOWLEDGE

Complete the work assigned according to your Roll No.

1. Make a Mask of any nocturnal animal using paper plates or chart paper.(1-9)
2. Choose any one sports person and write its Achievements, sports played and why do you admire him / her on an A-4sized sheet. (10- 18)
3. Choose any one country you want to visit and create a mini project including
 - Country name and flag
 - Capital, currency, famous food
 - Two famous places to visit(you can use cut outs or printed pictures on an A-4sized sheet.) (19- 28)
4. Create a planters using any old can or plastic bottle and decorate with any recycle materials grow a plant in a pot and click a picture with it. (29- 38).

DIVINITY

- ਦਸ ਗੁਰੂਆਂ ਦੇ ਨਾਂ, ਪੰਜ ਪਿਆਰਿਆਂ ਦੇ ਨਾਂ ,ਚਾਰ ਸਾਹਿਬਜ਼ਾਦਿਆਂ ਦੇ ਨਾਂ, ਪੰਜ ਕਕਾਰ , ਜਪੁਜੀ ਸਾਹਿਬ ਦਾ ਪਾਠ (1-21) ਪਉੜੀ ਤੱਕ ਯਾਦ ਕਰੋ ।
- ਸਕੈਪ ਬੁੱਕ ਵਿੱਚ ਪੰਜ ਤਖਤਾਂ ਦੀਆਂ ਤਸਵੀਰਾਂ ਲਾ ਕੇ ਉਹਨਾਂ ਦੇ ਨਾਂ ਵੀ ਲਿਖੋ।
- ਸ੍ਰੀ ਗੁਰੂ ਅਰਜਨ ਦੇਵ ਜੀ ਅਤੇ ਸ੍ਰੀ ਗੁਰੂ ਹਰਿਕ੍ਰਿਸ਼ਨ ਸਾਹਿਬ ਜੀ ਬਾਰੇ ਕੁਝ ਸਤਰਾਂ ਵੀ ਸਕੈਪਬੁੱਕ ਵਿੱਚ ਲਿਖੋ ।
- ਹਰ ਰੋਜ਼ ਦਸ ਮਿੰਟ ਵਾਹਿਗੁਰੂ ਸਿਮਰਨ ਕਰੋ ।
- ਅਰਦਾਸ ਯਾਦ ਕਰੋ ।
- ਹੇਠ ਦਿੱਤੀਆਂ ਤਸਵੀਰਾਂ ਦੀ ਤਰ੍ਹਾਂ ਸ੍ਰੀ ਗੁਰੂ ਹਰਿਕ੍ਰਿਸ਼ਨ ਸਾਹਿਬ ਦੇ ਜੀਵਨ ਨੂੰ ਦਰਸਾਉਂਦਾ ਹੋਇਆ ਕੋਈ ਇਕ ਪੇਸਟਰ ਬਣਾਓ ।

8.ਗੁਰੂ ਹਰਿਕ੍ਰਿਸ਼ਨ ਸਾਹਿਬ ਜੀ



- ਪ੍ਰਕਾਸ਼- 23 ਜੁਲਾਈ 1656
- ਪ੍ਰਕਾਸ਼ ਸਥਾਨ -ਕੀਰਤਪੁਰ(ਰੋਪੜ)
- ਪਿਤਾ -ਗੁਰੂ ਹਰਿਰਾਇ ਸਾਹਿਬ ਜੀ
- ਮਾਤਾ - ਕਿਸ਼ਨ ਕੌਰ ਜੀ
- ਗੁਰਿਆਈ- 20 ਅਕਤੂਬਰ 1661
- ਜੋਤੀ ਜੋਤਿ- 16 ਅਪ੍ਰੈਲ 1664
- ਗੁਰਿਆਈ ਸਮਾਂ - 02-05-26

ਸ੍ਰੀ ਹਰਿਕ੍ਰਿਸ਼ਨ ਧਿਆਇਐ ਜਿਸੁ ਡਿਠੇ
ਸਭ ਦੁਖ ਜਾਇ ।

ਯੰਨ ਕ੍ਰੀ ਗੁਰੂ ਹਰਿਕ੍ਰਿਸ਼ਨ ਜੀ



ਦੇ ਪ੍ਰਕਾਸ਼ ਉਤਸਵ ਦੀਆਂ ਆਖ ਜੀ
ਨੂੰ ਲੱਖ-ਲੱਖ ਵਧਾਈਆਂ

COMPUTER

Artificial Intelligence (AI) Worksheet

Class – V

Q1. Fill in the Blanks

1. The abacus was one of the earliest calculating _____.
2. _____ is known as the father of the computer.
3. Modern computers work very _____.
4. ENIAC was a _____ generation computer.
5. A computer can store a large amount of _____.
6. MS Word is a _____ processing software.
7. The shortcut key for saving a document is _____.
8. We use the _____ tab to change font style and size.
9. The spelling mistakes in MS Word are shown by a red _____.
10. The _____ option is used to print a document.

Q2. Multiple Choice Questions

1. Which was the first calculating device?

- a) Calculator b) Abacus c) Computer d) ENIAC

2. Who invented the Analytical Engine?

- a) Bill Gates b) Charles Babbage c) Alan Turing d) Tim Berners-Lee

3. Which of these is a feature of modern computers?

- a) Slow speed b) Large size c) Fast processing d) No storage

4. MS Word is used for:

- a) Drawing only b) Typing and editing documents
b) Playing games d) Browsing internet

5. Which shortcut key is used to copy text?

- a) Ctrl + X b) Ctrl + V c) Ctrl + C d) Ctrl + P

Q3. State True or False

- a) Early computers were very large in size. _____
b) Modern computers are faster than old computers. _____
c) MS Word cannot format text. _____
d) Ctrl + P is used to print a document. _____
e) Abacus is still used for basic calculations. _____

Section D – Match the Following

Column A

Column B

Abacus

Save document

Charles Babbage

Word processing software

Ctrl + S.

Father of computer

Ctrl + P

Early calculating device

MS Word

Print document

Q5. Short Answer Questions

- a) Why is Charles Babbage called the father of computers?
b) Write any two differences between early and modern computers.
c) What is MS Word?
d) Write any three features of MS Word.

Note :- Do this worksheet In computer's note book.

Learn the question answers of Lesson 1 and 2



1. Tertiary Colour Wheel + Mini Artwork

Create a large 12-part Colour Wheel including — 3 Primary, 3 Secondary, and 6 Tertiary colours (Red-Orange, Yellow-Orange, Yellow-Green, Blue-Green, Blue-Violet, Red-Violet). Mix all colours yourself using paint. Around the wheel, create a small artwork — a garden, cityscape, or abstract design — using all 12 colours from the wheel.

- ❖ Materials needed: Watercolour / acrylic paint, compass, ruler, A3 sheet, brush, pencil, black marker.

2. Texture & Collage Storyboard

Theme: “My Most Memorable Holiday”

Create a Mixed Media Collage using all of the following:

Cutouts from old magazines / newspapers (photo collage) At least 3 different textures — e.g. sand paste, fabric, foil, bubble wrap prints. Your own drawing added to the composition. Tertiary colours used to paint the background.

- ❖ Materials needed: Thick cardboard / chart paper, old magazines, glue, scissors, fabric scraps, sand, poster colour, brush

PHYSICAL EDUCATION

Yoga Time

1. Child's pose (Balasana)

The child's pose is another simple pose to do and it involves sitting back on the heels and folding forward, bringing the arms out in front of the body and resting the forehead on the ground.

Benefits:

- Promote relaxation
- Reducing stress
- Calming oneself
- Increasing flexibility and strength in the ankles leg and hips.
- Releasing tension from the body (specifically the upper body)




2. Half lotus pose (Ardha Padmasana)

The half lotus pose is an easier version of the lotus pose, but it still provides the advantages of the full pose. It is important to note that this pose should be done on both sides of the body to get equal results on each side.

Benefits:

- Promoting relaxation.
- Increasing creativity.
- Correcting posture.
- Releasing tension from the body.




Bridge pose (Setu Bandha Sarvangasana)

This pose involves backbend which gives a good stretch to the spine and thighs.

Benefits:

- Stretches and opens the shoulders, thighs, hips and chest portion.
- Increases the flexibility of the spine.



4. Tree pose (Vrikshasana)

Vrikshasana pose teaches our bids the grace of a tree, standing tall and maintaining balance.

Benefits:

- Improves balance and concentration
- Strengthens muscles, calves and ankles while stretching the legs and the chest.



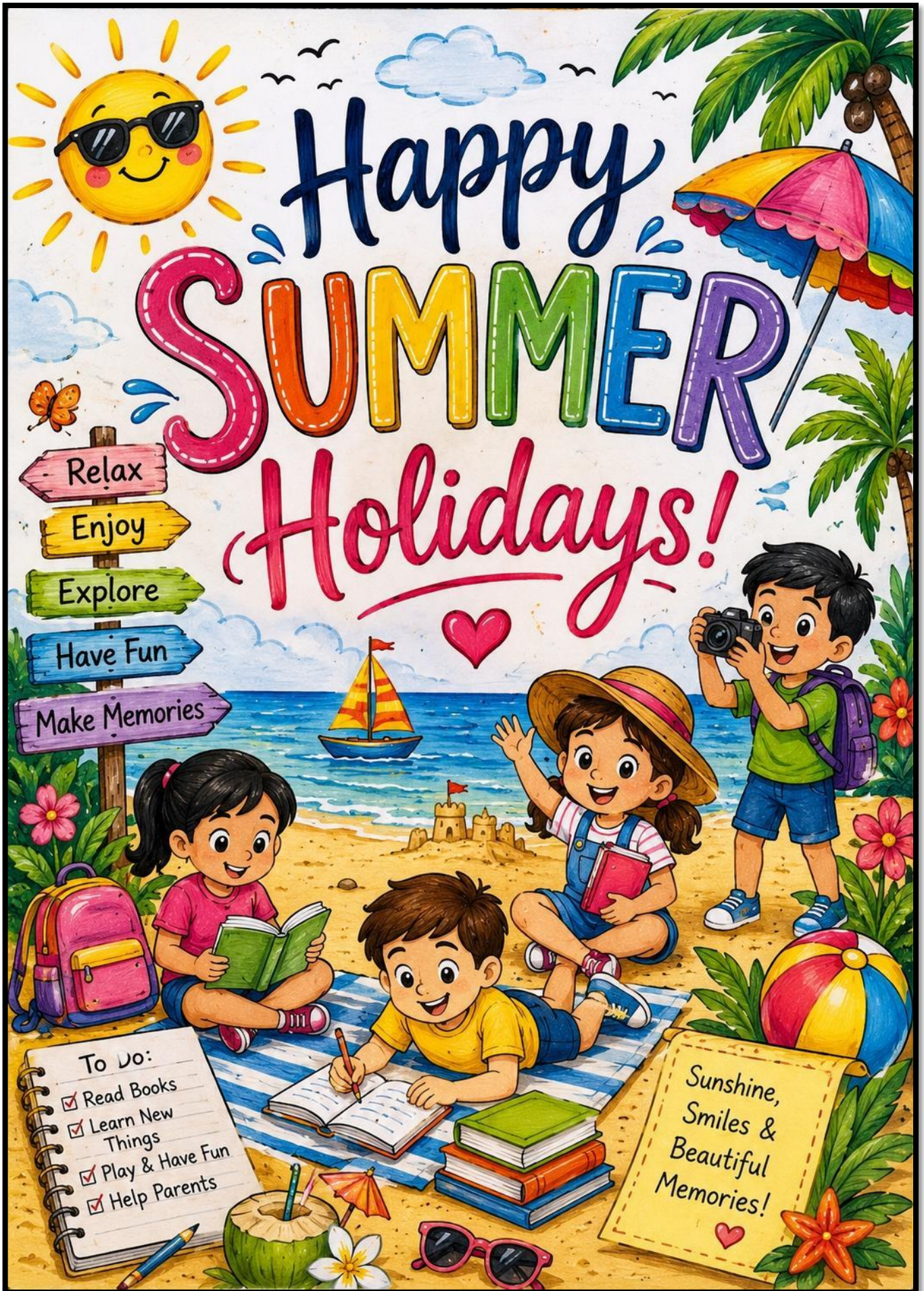
5. Cobra pose (Bhujangasana)

In this pose, our upper body is raised upward like a cobra. It is commonly performed in a cycle of asan in surya namaskar, salute to the Sun.

Benefits:

- Strengthens the spine
- Stretches the chest, shoulders, abdomen and buttocks
- Stimulates the abdominal organs.
- Releases fatigue and stress
- Good for managing breathing problem like asthma.





Happy SUMMER Holidays!

- Relax
- Enjoy
- Explore
- Have Fun
- Make Memories

- To Do:
- Read Books
 - Learn New Things
 - Play & Have Fun
 - Help Parents

Sunshine,
Smiles &
Beautiful
Memories!

