

SRI GURU HARKRISHAN MODEL SCHOOL

HOLIDAY HOMEWORK

CLASS: 2

SESSION: 2026- 27



"THE MAGIC OF SUMMER IS IN CHILDHOOD MEMORIES AND THE EXCITEMENT OF CREATING NEW ONES."

- **ENCOURAGE YOUR CHILD TO CONVERSE IN ENGLISH.**
- **ENCOURAGE YOUR CHILD TO DRAW, COLOUR, CUT AND PASTE TO IMPROVE CREATIVITY.**
- **ENCOURAGE YOUR CHILD TO WATCH EDUCATIONAL PROGRAMMES.**
- **HELP THEM TO REVISE ALL THE CONCEPTS DONE SO FAR.**

Summer Fun



Summer is here, bright and
clear,
The sun is shining, skies are
near.
Ice cream treats, so cool and
sweet,
Running barefoot, feel the
heat!

Splash in the pool, have some
fun,
Laugh and play, under the sun.
Flowers bloom and birds sing
high,
Summer's the time to reach
the sky!



SUBJECT- ENGLISH

- i) Read one page of English Reader daily.
- ii) Read the story “The Power of Kindness” on page no. 27 in English Reader book. Find any 10 new words. Learn and write them in your English notebook.
- iii) Complete your cursive writing book.
- iv) Learn and revise all the chapters done so far.
- v) Do the given worksheets and paste them in your English notebook.

Worksheets are as follows:

- a) Comprehension
- b) Unseen passage
- c) Nouns
- d) Common and Proper Nouns
- e) Crossword

WORKSHEET- 1

Name : _____



Reading Comprehension

I went to the farm.

I saw a dog and a pig.

The pig was dirty.

The dog was wet.



1. I saw _____.
 - a. a bird and a pig
 - b. a dog and a cat
 - c. a dog and a pig
2. The pig was _____.
 - a. healthy
 - b. dirty
 - c. clean
3. The dog was _____.
 - a. white
 - b. dry
 - c. wet

WORKSHEET -2

CLASS - II

TOPIC : PICTURE COMPOSITION

Q. Look at the picture carefully and complete the sentences using the words from the help box :



Painting , swing football , reading , six playing , sitting , park , happy, two

1. This is a scene of a _____ .
2. The children are _____.
3. A girl is making a _____.
4. One boy is _____ a book .
5. Two boys are playing with a _____ .
- 6 . Another boy is _____ on the tree .
7. A girl is on the _____.
8. There are _____ trees.
9. There are _____ children .
10. Everybody is looking very _____.

WORKSHEET-

Name _____

Nouns



Color all the nouns in the chart according to the code.

Person

Place

Thing

Animal



kitten	yard	sister	snake	baby
child	paper	store	cake	book
zoo	lizard	milk	teacher	school

Write the nouns in the correct column.



Person



Place



Thing



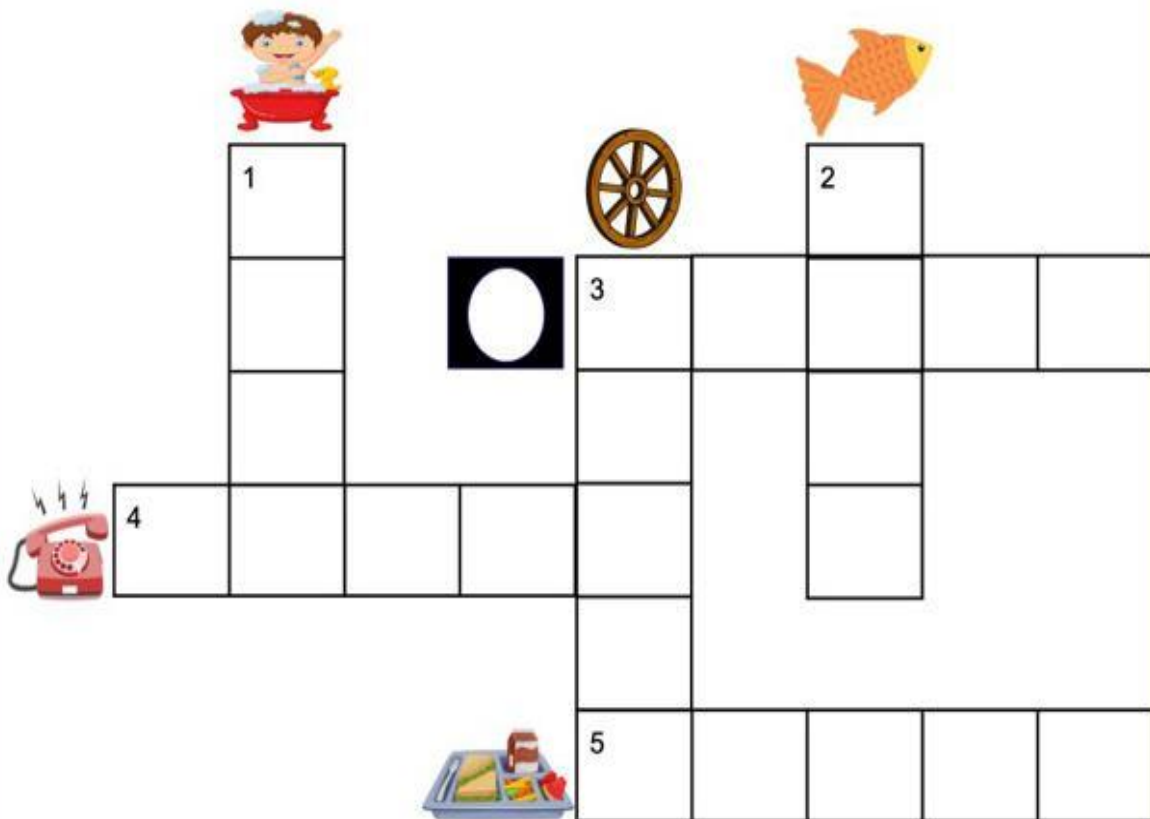
Animal

WORKSHEET- 5

SplashLearn

Complete the Crossword

Answer the riddle and complete the crossword.



Across

3. I am a color.
4. I make calls.
5. You eat me once daily.

Down

1. I help you stay clean.
2. My house is in water.
3. I am there in a cycle, a car and a bus.

SUBJECT- MATHEMATICS

NOTE: Make a separate notebook for maths holiday homework.

- i) Write :
 - a) Tables 2 to 15
 - b) Counting
 - c) Ordinal numbers 1st to 20th
 - d) Number names 101 to 200
- ii) Solve 20 sums of addition in Holiday homework notebook .(Take reference from ch-3)
- iii) Do page no. 21 and 27 of your Maths notebook.
- iv) Fill and paste the given worksheet in your fair notebook.

Worksheet

Q1. Write the place value of underlined digit:

a) 123 _____

b) 197 _____

Q2. Write the face value of underlined digit:

a) 89 _____

b) 102 _____

Q3. Write in expanded form:

a) 113 = _____ + _____ + _____

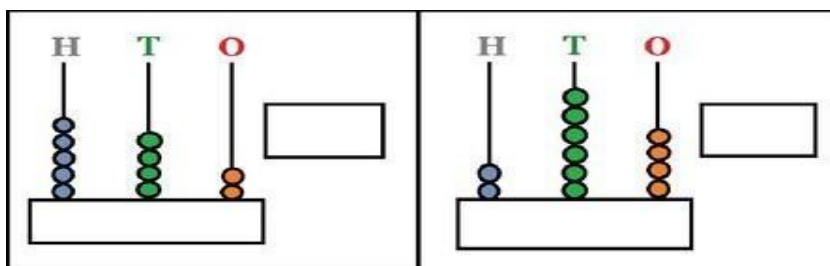
b) 158 = _____ + _____ + _____

Q4. Write in short form:

a) $100 + 85 =$ _____

b) $100 + 60 + 1 =$ _____

Q5. Count the beads and write the number:



Q6. Put the sign $>$, $<$ or $=$

a) 102 _____ 120

b) 144 _____ 122

c) 111 _____ 111

Q7. Arrange in Ascending order:

a) 170, 178, 161, 160

_____ $<$ _____ $<$ _____ $<$ _____

b) 58, 104, 137, 125

_____ $<$ _____ $<$ _____ $<$ _____

Q8. Arrange in Descending order:

a) 113, 134, 74, 84 _____ > _____ > _____ > _____

b) 141, 38, 128, 100 _____ > _____ > _____ > _____

Q9. Circle the even numbers:

2	7	8	11
6	10	3	14

Q10. Circle the odd numbers:

1	4	12	13
9	5	10	15

Q11. In the word '**SCHOOL**', write the positions of:

a) S = _____ b) H = _____ c) L = _____

Q12. How many eyes do we have? Is it odd or even?

Q13. Fill the answers:

a) $2 \times 8 =$ _____

b) $15 \times 2 =$ _____

c) $9 \times 9 =$ _____

d) $8 \times 6 =$ _____

e) $14 \times 4 =$ _____

f) $13 \times 7 =$ _____

g) $12 \times 8 =$ _____

h) $11 \times 3 =$ _____

i) $4 \times 4 =$ _____

j) $10 \times 10 =$ _____

Worksheet



Adding 10 to numbers under 100

Addition Practice Worksheet

Find the sums.

$10 + 14 = \underline{\hspace{2cm}}$

$10 + 23 = \underline{\hspace{2cm}}$

$10 + 24 = \underline{\hspace{2cm}}$

$10 + 88 = \underline{\hspace{2cm}}$

$82 + 10 = \underline{\hspace{2cm}}$

$4 + 10 = \underline{\hspace{2cm}}$

$20 + 10 = \underline{\hspace{2cm}}$

$48 + 10 = \underline{\hspace{2cm}}$

$95 + 10 = \underline{\hspace{2cm}}$

$10 + 47 = \underline{\hspace{2cm}}$

$10 + 40 = \underline{\hspace{2cm}}$

$10 + 84 = \underline{\hspace{2cm}}$

$29 + 10 = \underline{\hspace{2cm}}$

$10 + 85 = \underline{\hspace{2cm}}$

$62 + 10 = \underline{\hspace{2cm}}$

$10 + 17 = \underline{\hspace{2cm}}$

$10 + 78 = \underline{\hspace{2cm}}$

$10 + 30 = \underline{\hspace{2cm}}$

SUBJECT- EVS

- i) Draw and colour five sense organs on an A-4 size sheet and write their functions also.
- ii) Write any 5 ways on your personal cleanliness in EVS notebook.
- iii) Make a chart on A-3 size sheet showing different types of food-
 - a) Energy-giving food
 - b) Body- building food
 - c) Protective foodPaste or draw 5 pictures of food in each type.
- iv) Revise all the chapters done so far.
- v) Complete the given worksheet and paste it in your fair notebook.

PLANT A TREE TO SAVE MOTHER NATURE

Environmental Science: Word Search



Can you circle the hidden words? Find the words which trees gives us in the below grid.
Remember to look both horizontally and vertically.

p	a	p	e	r	d	t	f
o	x	y	g	e	n	g	r
i	b	c	v	s	f	b	u
l	t	j	u	t	e	f	i
j	y	u	j	k	m	y	t
w	o	o	d	j	c	j	s



Paper



Wood



Fruits



Oxygen



Oil



Jute

EVS worksheet

Q1. Tick the correct answer:

- i) A plant grows from a/an
 - a. Seed
 - b. egg
 - c. tree
- ii) Which organ pumps blood in our body?
 - a. Brain
 - b. lungs
 - c. heart
- iii) We get energy from
 - a. Air
 - b. sunlight
 - c. food
- iv) We should drink plenty of
 - a. Water
 - b. milk
 - c. fruit juice
- v) We wear cotton clothes in
 - a. Winter
 - b. summer
 - c. never

Q2. Identify the people by their uniform and complete their names.



i)

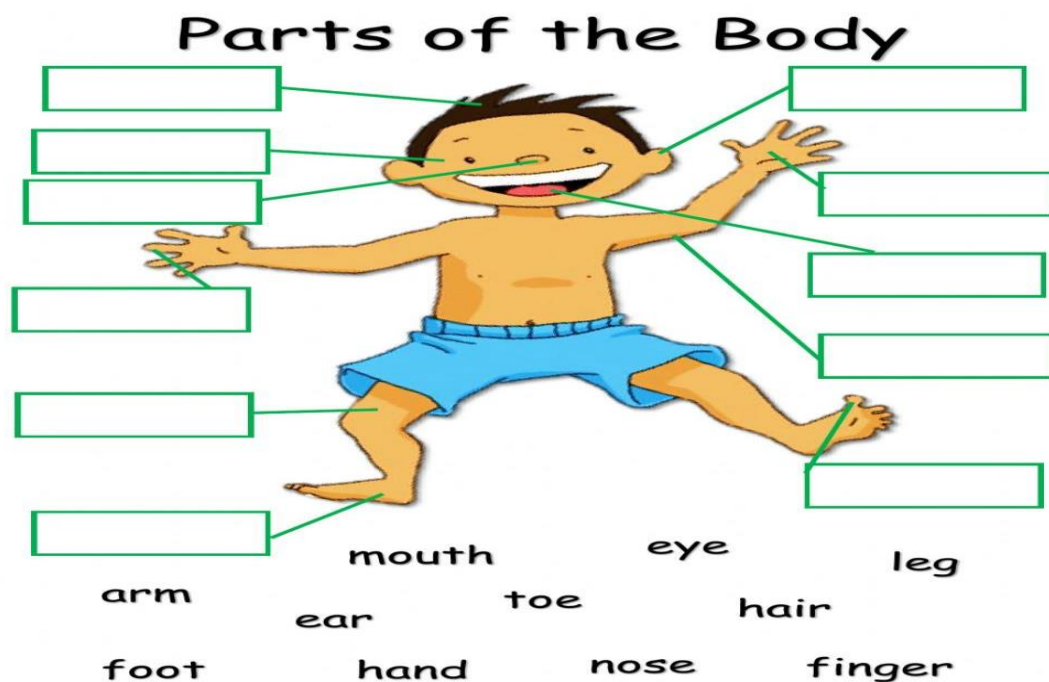
D			T		R
---	--	--	---	--	---



ii)

F		R			A	
---	--	---	--	--	---	--

Q3. Label the following picture:



विषय - हिन्दी

1) सारंगी पाठ्य पुस्तक का पाठ- 1 से पाठ- 10 तक का पठन करे और कठिन शब्दों का सप्ताह में दो बार श्रुतलेख करे।

2) सारंगी पाठ्य पुस्तक का पाठ -1 से पाठ - 4 तक का करवाया गया कार्य (प्रश्न/ उत्तर)लिखकर याद करे।

3) दिए गए शब्दों के विलोम शब्द लिखिए।

अंदर , बाँँ , दिन , कठिन, सुख , हँसना, ठंडा, नया, दूर , सुख, गर्मी

4) नीचे लिखे शब्दों के वाक्य बनाइए।

स्कूल , घर, साँप, बंदर, जल्दी , सूरज , चाँद, फूल, माँ , पतंग , मोर

5) अनुस्वार (ं)या अनुनासिक (ँ)लगाकर शब्द पूरे कीजिए।

शख ,मदिर ,पतग ,रग ,अग ,धुआ ,बासुरी ,मुह, इतजार, पखा मा ,गाव ,दात , सतरा , पूछ

6) अशुद्ध शब्दों को शुद्ध करके लिखिए।

दूद, प्रशान ,इस्त्री ,भाशा ' रितु ,सुरज ,बुडा ,बजार

7) अपने प्रिय फल और फूल का चित्र बनाकर 5-5 पंक्तियाँ लिखिए।

(यह सब कार्य एक अलग कॉपी पर कीजिए)

8) 1 से 10 तक गिनती A -4 sheet पर हिन्दी में लिखिए।

ਪੰਜਾਬੀ

Laga	ਲਗਾਂ	ਚਿੰਨ੍ਹ/ Sign	Sound	ਅਵਾਜ਼
Mukta	ਮੁਕਤਾ		a	(ਅ)
Kannaa	ਕੰਨਾ	ੜ	aa	(ਆ)
Sihari	ਸਿਹਾਰੀ	ਿ	i	(ਇ)
Bihari	ਬਿਹਾਰੀ	ੀ	ee	(ਈ)
Aunkar	ਅੰਕੜ	ੁ	u	(ਉ)
Dulankar	ਦੁਲੈਂਕੜ	ੂ	oo	(ਊ)
Laavan	ਲਾਵਾਂ	ੇ	e	(ਏ)
Dulaavan	ਦੁਲਾਵਾਂ	ੈ	ai	(ਐ)
Horaa	ਹੋੜਾ	ੋ	o	(ਓ)
Kanauraa	ਕਨੈਤਾ	ੌ	au	(ਔ)

1. ਦਿੱਤੀ ਤਸਵੀਰ ਨੂੰ ਦੇਖ ਕੇ A3 ਸ਼ੀਟ ਤੇ ਇਸੇ ਤਰ੍ਹਾਂ ਦਾ ਇੱਕ ਚਾਰਟ ਬਣਾਓ।
 2. ਓ ਤੋਂ ਝ ਤੱਕ ਪੰਜ ਵਾਰੀ ਲਿਖੋ।
 3. ਸਾਰੀਆਂ ਮਾਤਰਾਵਾਂ ਦੇ ਤਿੰਨ ਤਿੰਨ ਸ਼ਬਦ ਲਿਖੋ।
 4. ਤਿਰੰਗੇ ਦਾ ਚਿੱਤਰ ਬਣਾਓ ਅਤੇ ਉਸ ਉੱਤੇ ਪੰਜ ਲਾਈਨਾਂ ਲਿਖੋ।
 5. ਲਿਖਾਈ ਸੁੰਦਰ ਕਰਨ ਲਈ 10 ਪੇਜ ਸੁੰਦਰ ਲਿਖਾਈ ਵਿੱਚ ਲਿਖੋ।
 6. ਹਰ ਰੋਜ਼ 10 ਸ਼ਬਦ ਬੋਲ ਲਿਖਤ ਕਰੋ।
- (ਇਹ ਸਾਰਾ ਕੰਮ ਵੱਖਰੀ ਕਾਪੀ ਵਿਚ ਕਰਨਾ ਹੈ)

G.K

- i) Paste pictures of any 5 flags and write names of their countries in your G.K notebook. (Refer to page no. 18)
- ii) Paste pictures of any 5 flightless birds and write their names in your G.K notebooks. (page no. 21)
- iii) Make an attractive chart on A3 size sheet showing any 5 Farm animals and Wild animals.
- iv) Fill Test Paper- 1 in your G.K book (Page no. 28 and 29)
- v) Learn the chapters done so far.
- vi) Learn given question answers:

G.K questions answers:

Q1. The smallest two- digit number is?

Ans. 10

Q2. A figure which has no sides and corner.

Ans. Circle

Q3. One kilogram equals how many grams?

Ans. 1000 grams

Q4. Which is the smallest even number?

Ans. 2

Q5. How many teeth does an adult have?

Ans. 32

Q6. Where do lions live?

Ans. Den

Q7. Sun rises in which direction?

Ans. East

Q8. Which city is known as 'Pink City'?

Ans. Jaipur

Q9. Which animal is called 'The ship of Desert'?

Ans. Camel

Q10. What do we call the doctor of teeth?

Ans. Dentist

Q11. What is the currency of USA?

Ans. Dollar

Q12. What is the capital city of India?

Ans. New Delhi

Q13. Who was the first President of India?

Ans. Dr. Rajendra Prasad

Q14. Which is the fastest means of transport?

Ans. Aeroplane

Q15. Which sport is played on a court with a net?

Ans. Tennis

Art Holiday Homework

1. Shape City

Build an entire city using only shapes!

Use squares and rectangles for houses and buildings, triangles for rooftops, circles for the sun and wheels, and rectangles for roads. Title it "My Shape City" and colour it beautifully. You must use at least 6 different shapes in your drawing.

- **Materials needed:** Drawing sheet (A3 or A4), sketch pens / crayons, ruler, pencil

2. Decorated Paper Bag

Take a plain paper bag (or make one using newspaper). Decorate it with a colourful pattern made up of geometric shapes - circles, triangles, and squares. Add handles and turn it into a beautiful gift bag. Place a small note inside that says: "Made by Me!"

- **Materials needed:** Brown paper / newspaper, colour pencils, scissors, glue, ribbon (optional)

Class 2nd Divinity

* ਦਸ ਗੁਰੂਆਂ ਦੇ ਨਾਂ, ਪੰਜ ਪਿਆਰਿਆਂ ਦੇ ਨਾਂ ,ਚਾਰ ਸਾਹਿਬਜ਼ਾਦਿਆਂ ਦੇ ਨਾਂ ,ਪੰਜ ਕਕਾਰ , ਜਪੁਜੀ ਸਾਹਿਬ ਦਾ

ਪਾਠ ਪੰਜ ਪਉੜੀਆਂ ਤੱਕ ਯਾਦ ਕਰੋ ।

* ਆਪਣੇ ਦਾਦਾ - ਦਾਦੀ ਜਾਂ ਮਾਤਾ ਪਿਤਾ ਜੀ ਕੋਲੋਂ ਸਾਖੀਆਂ ਸੁਣੋ ।

* ਹਰ ਰੋਜ਼ ਦਸ ਮਿੰਟ ਵਾਹਿਗੁਰੂ ਸਿਮਰਨ ਕਰੋ ।

* ਅਰਦਾਸ ਯਾਦ ਕਰੋ ।

Computer

- Learn all the work done so far.
- Read ch-1 and 2
- Practice MS paint at home