

**SRI GURU HARKRISHAN MODEL SCHOOL**

**Session - 2026-2027**

**Class - 1**

***Summer Holiday's Homework***

**SUMMER, SUMMER**


By Sarah Griffin

Summer, summer,  
I'm so glad you're here!

Summer, summer,  
Let's give a cheer!

Summer, summer,  
I'll meet you at the park.

Summer, summer,  
Let's stay up till dark!



**Subject:- ENGLISH**

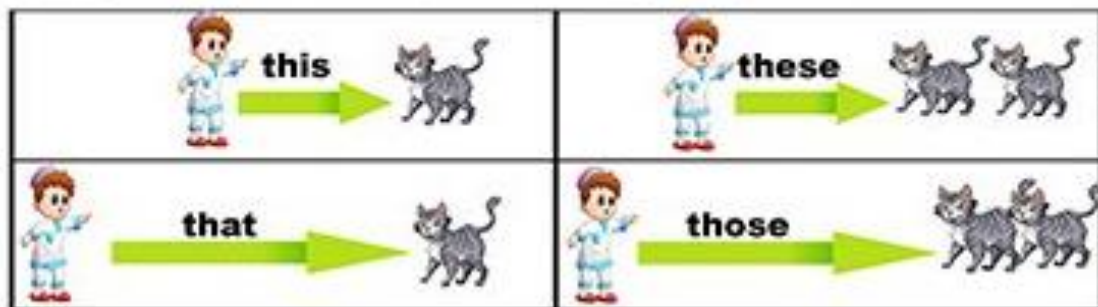
**Instructions for Students :-**










- a) Try to do your vacation work by yourself.**
- b) Maintain good handwriting and adhere to deadlines.**
- c) Engage in activities like reading, writing and exploring new vocabulary to enhance language skills.**
- d) Read story books, newspaper and learn new words .**
- e) Do given worksheets and paste them in your English notebook.**



# This That These Those


Complete the sentences with **this**, **that**, **these** or **those**.



- 1) \_\_\_\_\_ is a computer game. 
- 2) \_\_\_\_\_ are lorries. 
- 3) \_\_\_\_\_ is a camera. 
- 4) \_\_\_\_\_ is a kite. 
- 5) \_\_\_\_\_ are balls. 
- 6) \_\_\_\_\_ are watches. 
- 7) \_\_\_\_\_ is a \_\_\_\_\_ 
- 8) \_\_\_\_\_ is a \_\_\_\_\_ 
- 9) \_\_\_\_\_ are \_\_\_\_\_ 

## Identify Nouns


Directions: Circle the nouns in each sentence.



1. The bird is in the tree.




2. She has a yellow ball.



3. Sam loves ice-cream.



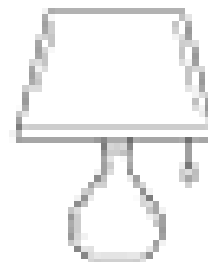
4. We're having pizza for dinner.



5. Sana brought cake to the party..



6. The lamp is on the table.



## Write

Write a few lines about each picture.  
Use the words below the picture.



trees, flowers, grass, birds, butterflies, bees

.....

.....

.....

.....

.....

# I Can Zip!

Mom, look! I can zip my jacket! First, I put it on. Next, I put my hands by my hips. Then, I hold my jacket at the tip. Last, I go up, up, up! Zip, zip, zip! See mom? I can zip my jacket!



① What can the boy do?

\_\_\_\_\_  
.....  
\_\_\_\_\_

② How does he start to zip his jacket?

\_\_\_\_\_  
.....  
\_\_\_\_\_

③ Who is watching the boy zip his jacket?

\_\_\_\_\_  
.....  
\_\_\_\_\_

## Subject:- Maths

### Instructions:-

1. Revise Unit Test 1 syllabus .
2. Learn tables upto 6

Count each shape, colour and write the numbers below:

*Primary Teaching Ways*

REDMI NOTE 12 PRO 5G  
SAPNA SINGH

46

# WORKSHEET

Write the next two numbers :


33			41			38		
40			36			35		
48			31			47		

Write the two numbers that come just before :

		36			38			33
		39			35			44
		42			40			50

Write the number names of the following numbers :

46		43	
33		50	
40		44	
38		47	



Name: \_\_\_\_\_

# 200 Chart

	2		4		6		8		
		13			16				
21	22				26	27		29	30
31	32		34	35			38	39	
					46	47	48		
								59	
		63	64	65	66		68		70
71						77	78		
		83			86		88		
	92	93			96		98	99	
	102				106		108	109	
	112			115		117	118		120
				125				129	
131			134		136				140
141	142								
	152		154			157			160
171		173	174	175		177			
	182				186	187	188	189	
	192					197		199	

For more charts, please visit <https://inkpx.com>

Name: \_\_\_\_\_

Date: \_\_\_\_\_

## Ascending order 1-20

Write the numbers from smallest to biggest.

15, 7, 2, 19

3, 18, 12, 1

5, 11, 14, 6

8, 17, 4, 13

1, 20, 5, 10

6, 7, 13, 2

Name: \_\_\_\_\_

Date: \_\_\_\_\_

## Descending order 1-20

Write the numbers from biggest to smallest.

4, 13, 7, 1

11, 8, 6, 20

8, 12, 3, 10

6, 17, 4, 9

16, 4, 9, 1










11, 6, 18, 5

## Subject:- HINDI

- दो, तीन और चार अक्षर वाले 5-5 शब्द लिखे।
- अ, इ, ई, उ, ऊ, ए, ऐ, ओ, औ की मात्राएँ के 5-5 शब्द लिखिए ।
- सप्ताह में दो बार इन्हीं शब्दों का श्रुतलेख कीजिए।
- शरीर के अंगों के नाम और रंगों के नाम याद करके लिखिए।  
(सारा काम एक अलग कॉपी में करें)
- फोनेटिक मात्रा राइटिंग की पृष्ठ संख्या 3-31 तक पूरा कीजिए ।
- दी गई कार्यपत्रक (worksheet)को पूरा कीजिए।

### Worksheet – 1

शरीर के अंगों के नाम लिखो ।

 _____	 _____	 _____
 _____	 _____	 _____
 _____	 _____	 _____

Worksheet - 2

चित्र देखकर सही मात्रा लगाए ।



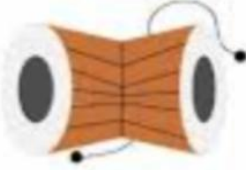
ब दल



सब



इख



डमर



उ न



मछल



हरण



क वा



अ खली



अगूर



कदी



अ म

Worksheet - 4

पाठ-7 का पठन करे और इस कार्यपत्रक का अभ्यास करे।

सही उत्तर पर ( ✓ ) लगाइए

1. यह कविता किसके बारे में है?

a) हाथी

b) बकरी

c) घोड़ा

2. कविता में कितने कदम चलने की बात की गई है?

a) दो

b) तीन

c) चार

3. घोड़े को क्या खाने को दिया गया?

a) घास

b) चने की दाल

c) मिठाई

4. घोड़े को कहाँ जाने को कहा गया?

a) नैनीताल

b) दिल्ली

c) जंगल

कविता में से कोई दो तुकांत शब्द लिखिए।

चाल -

दाल -

चने -

भाग -

## Subject:- E.V.S

Revise Unit Test - I syllabus thoroughly. ( Ch- 1, 2, & 3)

### Activity Time


Paste the picture of yourself engaging in physical activities like doing exercise, yoga, cycling, swimming, etc, describe the importance of that activity which you will be doing in the picture.

(Activity should be done on A-4 size sheet)

- Do the following worksheets given below and paste it in your E.V.S. notebook.

### Worksheet - 1

**Instruction:** Label the body parts.



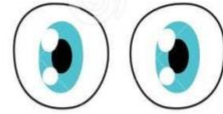
## Worksheet - 2

### How Many?

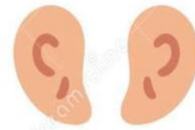
I have \_\_\_\_\_ hands



I have \_\_\_\_\_ eyes



I have \_\_\_\_\_ ears



I have \_\_\_\_\_ mouth



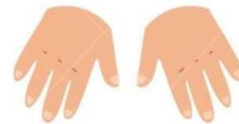
I have \_\_\_\_\_ nose



I have \_\_\_\_\_ legs



I have \_\_\_\_\_ fingers



### Worksheet – 3

#### Give answers in one word:-

Q1. How many fingers do you have?

A1. \_\_\_\_\_.

Q2. How many toes do you have?

A2. \_\_\_\_\_.

Q3. Amit is watching TV. Which sense organ is he using?

A3. \_\_\_\_\_.

Q4. Rita is jogging. Which body part is she using?

A4. \_\_\_\_\_.

Q5. Which body part do we use while we walk?

A5. \_\_\_\_\_.

Q6. Which sense organ tells us that the sugar is sweet?

A6. \_\_\_\_\_.

Q7. Which sense organ tells us that the eyes is cold?

A7. \_\_\_\_\_.

Q8. Which body part do we use while we eat?

A8. \_\_\_\_\_.

Q9. Karan is playing Ludo. Which body part is using?

A9. \_\_\_\_\_.

Q10. Which body part do we use while we hold pencil?

A10. \_\_\_\_\_.

## Worksheet – 4

### My Sense Organs

Use red colour to circle the objects that you can taste,  
Blue colour to circle the objects that you can hear and  
yellow colour for the objects that you can smell.



Tick the correct answers

- A** How many sense organs do we have ?  
i. Three    ii. Six    iii. Five
- B** Which sense organ tells us that door bell is ringing ?  
i. Ear    ii. Nose    iii. Skin
- C** Which sense organ tells us that cactus is sharp ?  
i. Ear    ii. Tongue    iii. Skin
- D** Which sense organ tells us that Lemon is sour ?  
i. Eyes    ii. Nose    iii. Tongue

Match the followings

- |                 |   |   |          |
|-----------------|---|---|----------|
| <b>A</b> Eyes   |  |  | Drum     |
| <b>B</b> Ears   |  |  | Icecream |
| <b>C</b> Nose   |  |  | Flower   |
| <b>D</b> Skin   |  |  | LCD      |
| <b>E</b> Tongue |  |  | Cactus   |

## Subject:- COMPUTER

Ch-1 (About computers)  
(learn and write in your notebook.)

Learn and write 20 difficult words given in your notebook.  
Practice MS PAINT


## Subject:-G.K

Learn and revise all the work done in the class.

### Activity Time

Q1. Spot the difference

Find any 5 differences in the given picture.



Q2. Sorting and Classification Game.


Stem	Keyboard	Tent House
Teacher	Roots	Diwali
Igloo	Ludo	Policeman
Snake & Ladder	Eid	Mouse

Classify the items given above into their respective categories.

Parts of Plant	Parts of Computer	Festivals
Kinds of Houses	Indoor Games	Helpers

Q3. Crossword Puzzle

ANIMAL'S BABY



Subject:- PUNJABI

1. Learn and write the lines mentioned below five times in your Punjabi notebook .




2.

ਅੱਖਰ ਨੂੰ ਸਹੀ ਤਸਵੀਰ ਨਾਲ ਮਿਲਾਓ ( ਓ - ਙ )

	<input type="text" value="ਕ"/>	
	<input type="text" value="ਓ"/>	
	<input type="text" value="ਖ"/>	
	<input type="text" value="ਹ"/>	
	<input type="text" value="ਏ"/>	
	<input type="text" value="ਅ"/>	
	<input type="text" value="ਗ"/>	
	<input type="text" value="ਸ"/>	

3.

ਦਿੱਤੀ ਗਈ ਤਸਵੀਰ ਦੇ ਪਹਿਲੇ ਅੱਖਰ ਤੇ ਗੋਲ ਲਗਾਓ (ਓ ਤੇ ਹ)



ਹ ਅ ਸ ਏ ਓ

ਓ ਸ ਏ ਹ ਅ



ਸ ਹ ਓ ਅ ਏ

ਅ ਹ ਸ ਓ ਏ



ਏ ਅ ਸ ਹ ਓ

ਦਿੱਤੀ ਗਈ ਤਸਵੀਰ ਦੇ ਪਹਿਲੇ ਅੱਖਰ ਤੇ ਗੋਲ ਲਗਾਓ (ਚ ਤੇ ਵ)



ਚ ਜ ਛ ਵ ਝ

ਝ ਵ ਛ ਜ ਚ



ਛ ਚ ਜ ਝ ਵ

ਵ ਝ ਛ ਜ ਚ



ਤਸਵੀਰ ਦਾ ਪਹਿਲਾ ਅੱਖਰ ਲਿਖੋ ( ਓ - ਙ )




ਤਸਵੀਰ ਦਾ ਪਹਿਲਾ ਅੱਖਰ ਲਿਖੋ ( ਚ- ਟ )



5. Do practice the mentioned letters with correct formation and also practice the dictation of these letters in your rough notebook.

### ਵਰਨਮਾਲਾ ਦਾ ਅਭਿਆਸ



6..Complete the page no 6 to 33 of your writing book (Punjabi Sulekh Mala).

7. Make a creative tree on the A4 size sheet, showing the Varnamala from ਓ to ਣ

### Subject:-ART

#### Leaf Printing Art

Collect leaves of different shapes and sizes from your garden or park. Wash and dry them. Apply colour on each leaf and press it firmly onto white paper to create beautiful leaf prints. Make prints of at least 5 different leaves and write their names beside each one.

• **Materials needed:** A4 white paper, watercolour / poster colour, various leaves, paintbrush, old newspaper (to protect the surface)

### **My Family Drawing**

Draw all the members of your family using the lines and shapes you learned in class. Use a circle for the head, a rectangle for the body, and a triangle for dresses or rooftops. Colour everyone neatly, write their names, and draw your house in the background.

• **Materials needed:** Drawing sheet, colour pencils / crayons, pencil, eraser.





